



October 2022

Altrinsic Emerging Markets Opportunities Commentary – Third Quarter 2022

Dear Investor,

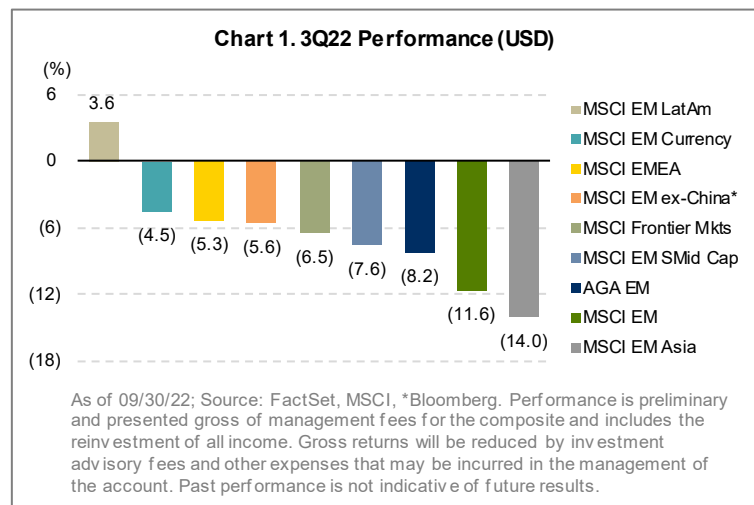
A confluence of factors, including inflationary pressures, tightening monetary policy, weakening economic growth, and intensifying geopolitical unrest, continued to challenge emerging markets (MSCI EM -11.6%) in the third quarter. The Altrinsic Emerging Markets Opportunities portfolio declined 8.2%, outperforming the MSCI Emerging Markets Index by 3.4%, as measured in US dollars.ⁱ Outperformance was derived from individual stock selection in the financials and consumer sectors, our differentiated and overweight positions in Brazil and Mexico, our underweight exposure to China, and specific stock selection in China.

Performance within emerging markets varied significantly (**Chart 1**), with China having a material impact given its 31.3% representation in the MSCI EM Index. The MSCI EM ex-China index fell 5.6%, outperforming the broad index by 600bps. Small and mid-cap stocks also outperformed (-7.6%), as did frontier markets (-6.5%). Regionally, Latin America (3.6%), ASEAN (-1.9%), and EMEA (-5.3%) outperformed broad EM Asia (-14.0%).

Currency performance in EM was weak (MSCI EM Currency -4.5%), with notable exceptions being major Latin American currencies, including the Mexican peso, Chilean peso, and Brazilian real (as well as key Tiger Cub currencies, including the Indonesian Rupiah).

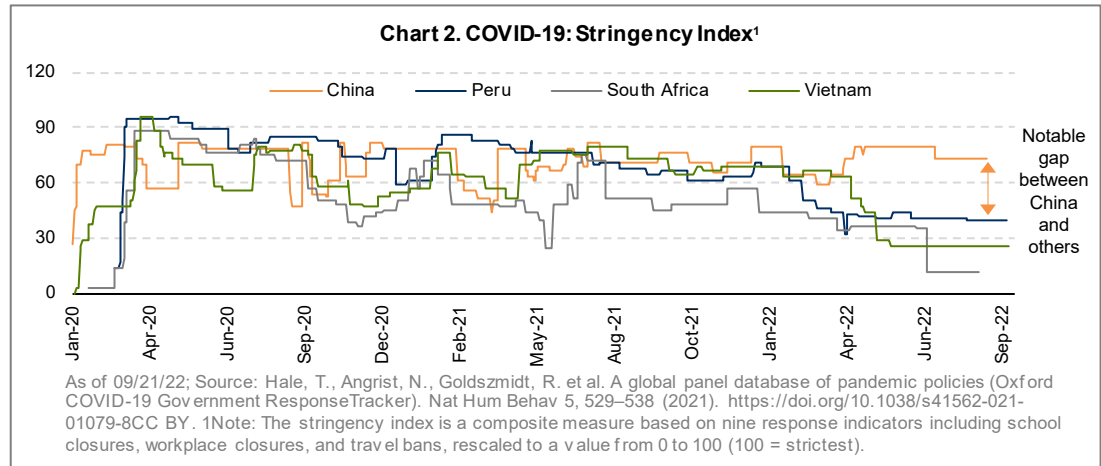
Spotlight on China

On October 16, China's communist party will commence its 20th National Congress. At this event, held every five years, it is virtually assured that Xi Jinping will be confirmed to an unprecedented third term. Since becoming the leader of China in 2012, President Xi has attempted to tighten his grip on power, first through an anti-corruption campaign and more recently via the strict government-imposed zero-COVID policy. The latter has abruptly halted the country's strong post-pandemic recovery, as it now finds itself stuck between health policies, missed growth targets, slowly trickling stimulus campaigns, and underappreciated execution risks. Looking further ahead, at the National People's Congress in March 2023, the party will endorse new Politburo members. Unless a dramatic reversal occurs, economic policy will remain at odds with both political and health policies. Since the start of the COVID-19 pandemic, the latter two have taken precedence in China, a reversal of historical norms.



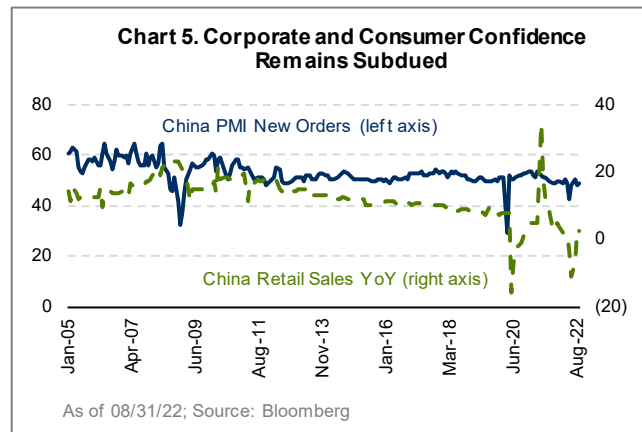
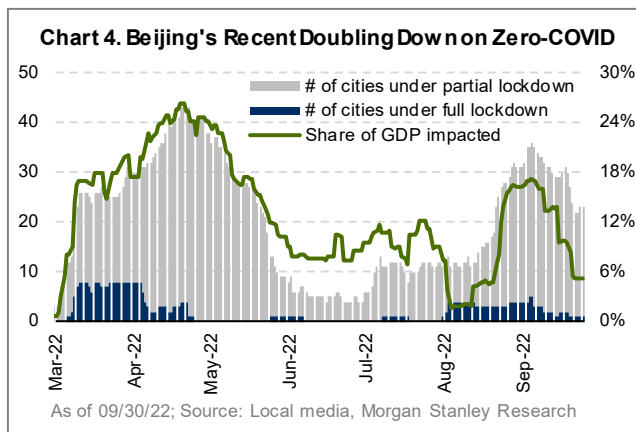
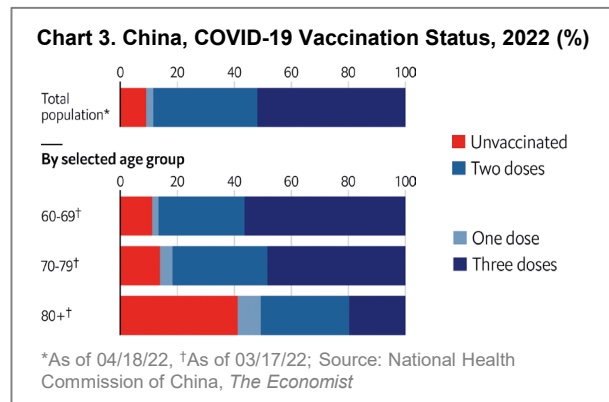
Mianzi 面子¹ – Saving Face

As shown in **Chart 2**, China remains very restrictive in its COVID-19 response. China's population has expressed significant vaccine skepticism due to the perceived low quality of the



available vaccines. As a result, the Chinese government has held firm on its position to continue strict closures and bans in an effort to avoid catastrophic loss of life (and, importantly, associated harm to Xi's reputation and legacy).

Eight vaccines are approved for use in China and 31 are in clinical trials². Sinovac, a locally produced vaccine distributed in over 50 countries globally, offers increasing protection with each dose (although not as high as leading Western vaccines). Despite the options, China remains under-vaccinated. Just over 50% of the Chinese population was fully boosted as of April 2022, well below regional peers at nearly 70%, and a large part of the elderly Chinese population remains unvaccinated (**Chart 3**). Lockdowns over the summer did nothing to improve vaccination rates but severely affected economic activity (**Chart 4**) and both consumer and corporate confidence (**Chart 5**).



¹ The Chinese word mianzi (面子) means literally 'face', and it refers to the recognition of an individual's social status and prestige by others. Mianzi can be earned, saved, borrowed, and maneuvered (Hu 1944; Hwang 1987; Kinnison 2017). As demonstrated by Goffman's (1972) research on face-work, concern for self-image (i.e. how one is perceived by others) is a commonplace worldwide.

Source: Wikipedia [https://www.in-formality.com/wiki/index.php?title=Mianzi_\(China\)](https://www.in-formality.com/wiki/index.php?title=Mianzi_(China))

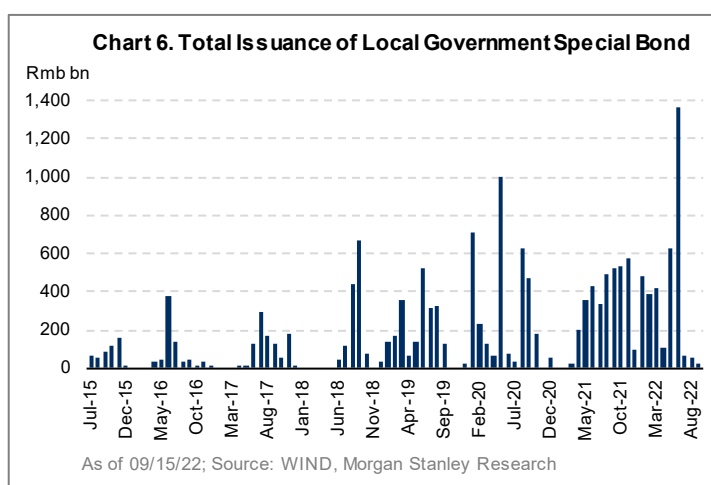
² Source: <https://covid19.trackvaccines.org/country/china/>

Barring a massive vaccination drive and/or regional vaccine mandates, it is tough to imagine a reversal of the zero-COVID policy in the short to medium term. To save face (mianzi) means to continue with zero-COVID – and therefore, at least in the short term, the economy will remain pressured.

Follow the Stimulus

Despite the restrictive COVID-19 policies in China, there have been some efforts to prop up the economy:

- Chinese Vice Premier Liu He commented on unemployment risks in the spring and the need to jumpstart economic activity again in the summer.
- The beleaguered property sector has received multiple loan relaxation measures from various provincial and city financing programs.
- Policy rates and reserve requirements have been cut by the PBOC³.
- As shown in **Chart 6**, there has been a large issuance of local government special bonds (LGSBs⁴) to stimulate fixed asset investment (FAI). Project funding has been strong since mid-2021, with ample liquidity for transportation infrastructure projects.
- Beijing required local governments to accelerate the usage of RMB 3.45 trillion worth of approved special-purpose bonds by the end of August.



Notwithstanding these attempts to jump-start the economy, funding for projects has been slowed by COVID-19 measures, leading to a growing backlog of projects. Ongoing engagement within our ecosystem confirms a hesitancy to invest capital until the zero-COVID policy is substantially relaxed and the stimulus is received. After the spring lockdowns were lifted in Shanghai, few companies rushed to sanction projects or commission new production lines; instead, they waited for project funding to flow through.

From cement producers to heavy machinery and construction materials manufacturers, there is an expectation of better FAI and infrastructure-focused activity after the conclusion of the political congress meeting late in October. While directionally positive, we believe 2022 consensus earnings expectations overestimate the scope of activity that can occur in just two months.

So Where is the Cash?

In the past, the transmission of government stimulus would take three to four months from announcement to disbursement. Since 2015, the period has almost doubled, as funding regulation, environmental permitting, and other bureaucratic red tape impeded implementation.

³ People's Bank of China – China's central bank

⁴ Local Government Special Bonds – financial instruments issued by local governments to partially fund public projects that are repaid from income generated from these ventures. The bonds are seen as a key driver of infrastructure investment and economic restructuring. Source: chinadaily.com.cn, July 21, 2021, "Special bonds raise pickup hopes"

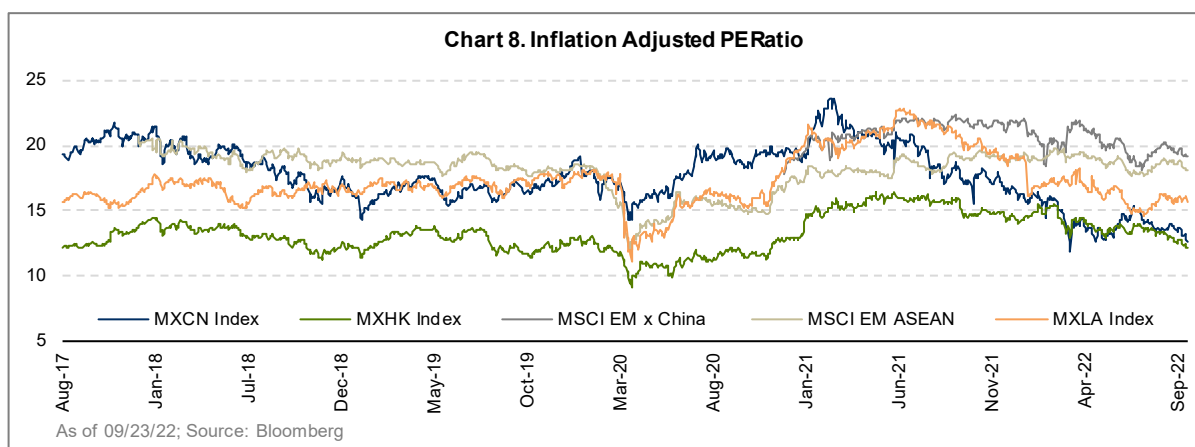
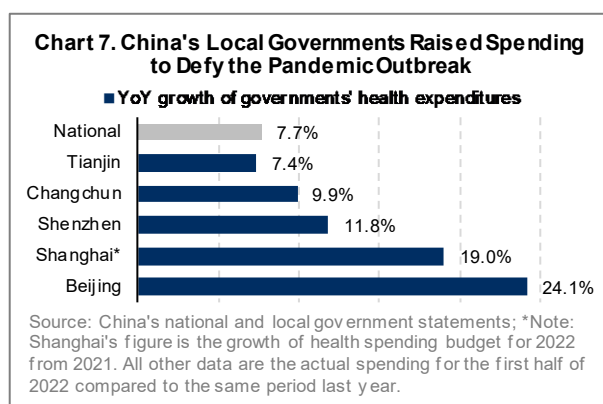
Fiscal deficits in local jurisdictions have further slowed progress in 2022 despite directives from Beijing. Local governments have been busy; one area of primary focus and spending has been implementing zero-COVID policies. Governments' health expenditures increased significantly year-over-year (**Chart 7**) on everything from testing to building quarantine centers to subsidizing companies hit by the pandemic. As long as the strict COVID policy persists, significant deficits at the provincial level will remain⁵.

Recent press articles⁶ highlight another cash drain. Several major virus-testing companies reported receivables of \$2B, an increase of 73% year-over-year. If companies aligned with the leading government policy are facing delayed payment issues, we wonder how companies associated with even larger scope (and cost) projects commissioned by Beijing will fare on cash collection. Sustaining the current COVID policy and delaying stimulus further increases execution risks.

Silver Lining – Valuations?

Given the strong support from Beijing, we believe only the largest state-owned enterprises (SOEs) will chase more significant projects. With projects increasingly driven by the central government (as opposed to local governments), there is greater scope for receivables risk, pressuring free cash flow generation. This will ultimately lead to lower productivity and returns.

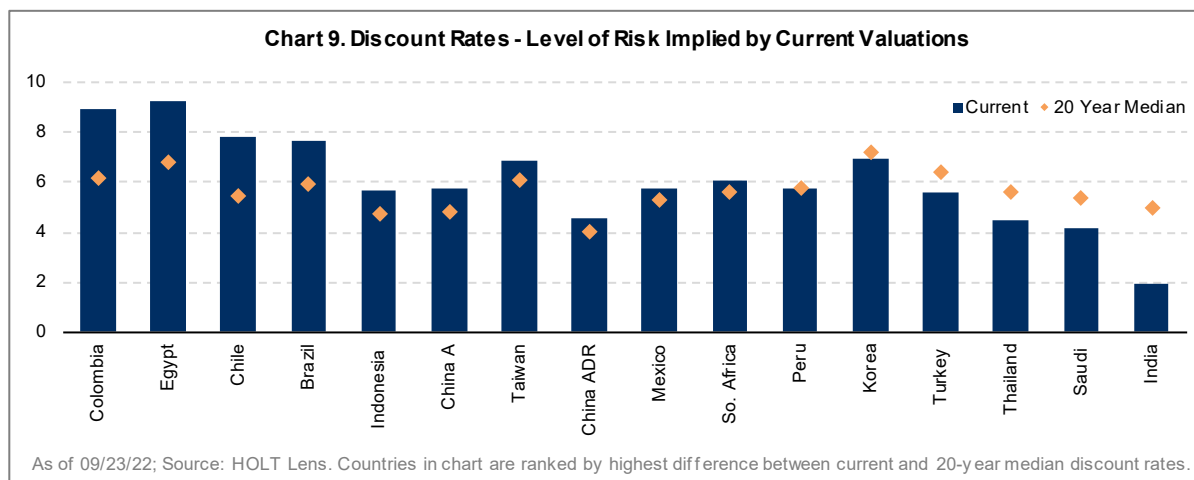
It is tempting to consider Chinese valuations attractive after an extended period of volatility; there are now more bottom-up opportunities than 12-18 months ago (**Chart 8**).



⁵ Source: Based on Bloomberg data, fiscal deficits as a % of GDP, 30 Jun 2022.

⁶ Unpaid bills surge by \$2 Billion at China's Covid Test Providers, Bloomberg, 9 Sep 2022.

However, when we look at the risk/return trade-off embedded across wider emerging markets, we find a growing number of compelling opportunities in Egypt, Chile, Brazil, and Columbia. For example, Colombia is discounting the highest level of risk relative to its 20-year median, but it also has one of the highest rates relative to other emerging markets today, as more fears are discounted here (**Chart 9**).



With that said, we have uncovered a handful of attractive Chinese investments through our bottom-up process. These holdings are well balanced/diversified across most sectors of the economy, trade at deeply discounted valuations, and provide differentiated exposure to secular trends in China and abroad. Fewer than 15% of our Chinese holdings face noteworthy receivables risks. We have invested in unique and differentiated companies, from low-cost handset manufacturers (such as Shenzhen Transsion), which dominate African markets, to property developer SOEs (including COLI and CR Land), which feature strong balance sheets and resilient cash flows.

For the first time in many decades, economic policy in China is at odds with other politically motivated policies, and we do not expect this situation to change in the short term. It will take more time – likely including a period of more volatility than the market currently appreciates – before China can stabilize its economic performance.

Performance Drivers and Portfolio Positioning

Positive attribution this quarter was driven by individual stock selection in financials (Porto Seguro, Bank Mandiri, Axis Bank) and consumer discretionary/staples (Lojas Renner, ITC Limited). Detractors included one of our materials positions (Anhui Conch Cement) and one of our utilities holdings (China Resources Gas), which was impacted by the COVID-19 lockdowns in China.

Geographically, the greatest sources of outperformance came from individual stock selection and underweight exposure to China (Yum China, PICC Property & Casualty Co.), as well as our overweight exposure to Mexico (Banorte, Tenaris, Walmex) and Brazil (Porto Seguro, Lojas Renner, Banco Bradesco, BB Seguridade, Vamos Locacao de Caminhos). Conversely, despite our overweight Indian exposure, more expensive companies we do not own in the country detracted from our relative performance.

Market weakness has presented us with additional investment opportunities this quarter. In Mexico, we initiated a position in Femsa, Latin America's largest retail operator. This company is undergoing an internal strategic business review, and we believe that the market is vastly underappreciating two important components: 1) the long growth run rate of its highest return assets, the Oxxo convenience stores in Latin America, and 2) the recovery of its Coca-Cola Femsa division following a revised distribution agreement with Heineken.

We sold our position in A-living (China), identifying it as a source of funding for new portfolio investments with superior intrinsic value. A-living is an asset-light, high returns property manager in China with healthy underlying earnings progress but an impaired parent company overshadowing its fundamental operations.

Productivity Comeback

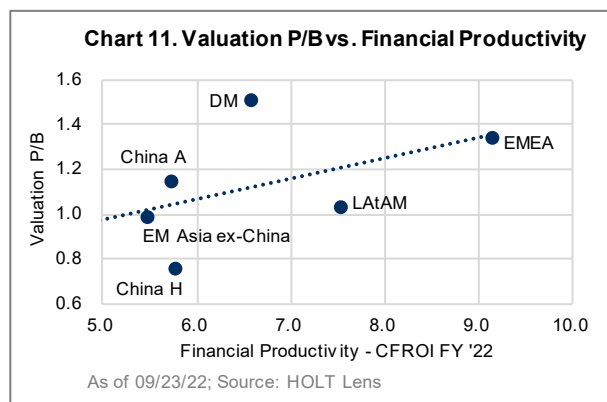
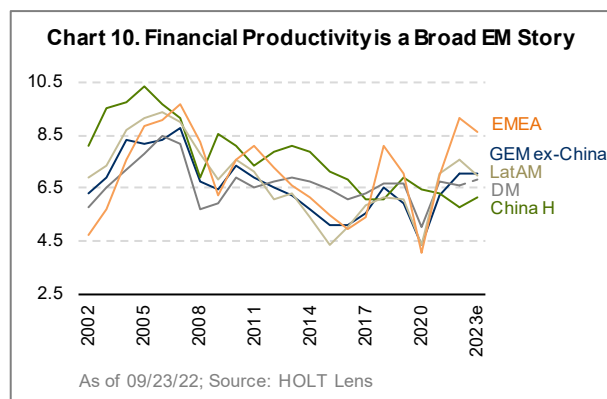
Relative to developed markets, we view emerging markets' valuations to be extremely attractive. More importantly, we believe there is a truly underappreciated broad recovery in financial productivity underway, as exhibited in **Chart 10**.

For the first time in two decades, one of the widest divergences within EM has emerged, and markets outside of China are finally “breaking out.” Considering the Chinese productivity risks we highlighted earlier, the outlook for companies in these “other” emerging markets remains more compelling (**Chart 11**).

We continue to hunt for investments in all corners and frontiers of the world. Our bottom-up process is leading us to many opportunities, given the attractive valuation backdrop. With a busy travel season ahead, we look forward to uncovering many GEMs.

Thank you for your support and interest in the Altrinsic Emerging Markets Opportunities portfolio. We would be delighted to discuss these or other matters of interest.

Sincerely,
Alice Popescu



ⁱ Performance is preliminary, presented gross of management fees for the composite, and includes the reinvestment of all income. Gross returns will be reduced by investment advisory fees and other expenses that may be incurred in the management of the account. Past performance is not indicative of future results. The outlook and opportunities noted throughout this letter are the opinions of Altrinsic as of the date of this letter. There is no guarantee that we will be successful in implementing investment strategies that take advantage of such perceived opportunities or that any investment in the securities discussed will be profitable. Please see Important Considerations and Assumptions at the end of this letter for additional disclosures. Data sourced from FactSet, MSCI, and Altrinsic research.

GIPS Report – Altrinsic Emerging Markets Opportunities Composite

	Total Firm	Composite Assets			Annual Performance Results				Ex-Post Standard Deviation (3 Yr Annualized)	
Year to Date	Assets (millions)	USD (millions)	% of Firm Assets	Number of Accounts	Composite		MSCI EM (Net)	Composite Dispersion (Gross)	Composite (Gross)	MSCI EM (Net)
					Gross	Net				
2021	10,533	72	1%	Five or fewer	-2.85%	-3.54%	-4.72%	N.A. ¹	N.A. ¹	N.A. ¹

N.A. - Information is not statistically meaningful due to an insufficient period of time.

N.A.¹ - Information is not statistically meaningful due to an insufficient number of portfolios in the composite for the entire year.

*Results shown for the year 2021 represent partial period performance from April 1, 2021 through December 31, 2021. The composite inception date is 1 April 2021.

The Altrinsic Emerging Markets Opportunities Composite is a diversified (typically between 60 - 90 holdings), bottom-up, fundamental, value oriented, Emerging Market focused portfolio, benchmarked to the MSCI Emerging Markets (Net) Index. The MSCI Emerging Markets (Net) Index is a free float-adjusted market capitalization weighted index that is designed to measure the equity market performance of emerging markets. Portfolios in the composite may invest in countries that are not in the MSCI Emerging Markets (Net) Index. The Altrinsic Emerging Markets Opportunities Composite invests in all capitalizations with no stated caps on small and mid-cap companies. Additional information is available upon request. The minimum account size for this composite is \$5 million. Returns include the effect of foreign currency exchange rates.

Altrinsic Global Advisors, LLC claims compliance with the Global Investment Performance Standards (GIPS®) and has prepared and presented this report in compliance with the GIPS Standards. Altrinsic Global Advisors, LLC has been independently verified for the periods from December 8, 2000 through December 31, 2021.

A firm that claims compliance with the GIPS standards must establish policies and procedures for complying with all the applicable requirements of the GIPS standards. Verification provides assurance on whether the firm's policies and procedures related to composite and pooled fund maintenance, as well as the calculation, presentation, and distribution of performance, have been designed in compliance with the GIPS standards and have been implemented on a firm-wide basis. The Altrinsic Emerging Market Opportunities Composite has had a performance Altrinsic Global Advisors, LLC is a registered investment adviser. A list of all composite and pooled fund investment strategies offered by the firm, with a description of each strategy, is available upon request. The type of portfolios in which each strategy is available (segregated account, limited distribution pooled fund, or broad distribution pooled fund) is indicated in the description of each strategy.

Results are based on fully discretionary accounts under management, including those accounts no longer with the firm. Composite performance is presented net of foreign withholding taxes on dividends, interest income, and capital gains. Withholding taxes may vary according to the investor's domicile. The MSCI Emerging Markets (Net) Index deducts withholding tax by applying the maximum rate of the company's country of incorporation applicable to non-resident institutional investors. Past performance is not indicative of future results.

The US dollar is the currency used to express performance. Returns are presented gross and net of management fees and include the reinvestment of all income. Gross returns will be reduced by investment advisory fees and other expenses that may be incurred in the management of the account. Net of fee performance was calculated using the highest applicable annual management fee of 0.95% applied monthly. The annual composite dispersion is an asset-weighted standard deviation calculated for the accounts in the composite the entire year. Policies for valuing investments, calculating performance, and preparing GIPS Reports are available upon request.

The investment management fee schedule is 0.95% on the first \$25 million, 0.85% on the next \$50 million, and 0.75% on the remainder. Some accounts may pay incentive fees. Actual investment advisory fees incurred by clients may vary.

The Altrinsic Emerging Markets Opportunities Composite was created and inception April 1, 2021

GIPS® is a registered trademark of CFA Institute. CFA Institute does not endorse or promote this organization, nor does it warrant the accuracy or quality of the content contained herein.

Important Considerations and Assumptions

This presentation has been prepared solely for informational purposes and nothing in this material may be relied on in any manner as investment, legal, accounting or tax advice, or a representation that any investment or strategy is suitable or appropriate to your individual circumstances, or otherwise constitutes a personal recommendation to you.

All information is to be treated as confidential and may not be reproduced or redistributed in whole or in part in any manner without the prior written consent of Altrinsic Global Advisors, LLC (“Altrinsic”). The information contained herein shall not be relied upon as a primary basis for any investment decision, including, without limitation, the purchase of any Altrinsic products or engagement of Altrinsic investment management services; there is no and will be no agreement, arrangement, or understanding to the contrary.

This material has been prepared by Altrinsic on the basis of publicly available information, internally developed data and other third party sources believed to be reliable. No assurances or representations are provided regarding the reliability, accuracy or completeness of such information and Altrinsic has not sought to independently verify information taken from public and third party sources. Altrinsic does not accept liability for any loss arising from the use hereof. Any projections, market outlooks or estimates in this document are forward-looking statements and are based upon certain assumptions. Due to various risks and uncertainties, actual events or results, or the actual performance of any investment or strategy may differ materially from those reflected or contemplated in such forward-looking statements. Except where otherwise indicated, the information provided, including any investment views and market opinions/analyses expressed, constitute judgments as of the date of this document and not as of any future date. This information will not be updated or otherwise revised to reflect information that subsequently becomes available, or changes in circumstances or events occurring after the date hereof.

The data and information presented is based on representative accounts and is for informational and illustrative purposes only. Individual client data and information may vary based on different objectives for different clients. This material does not constitute investment advice and should not be viewed as current or past recommendations or a solicitation of an offer to buy or sell any securities or to adopt any investment strategy. Any documents describing Altrinsic’s products or services shall not constitute an offer to sell or a solicitation to buy the securities from any person in any jurisdiction where it is unlawful to do so. Any specific investments referenced may or may not be held by accounts managed by Altrinsic and do not represent all of the investments purchased, sold or recommended for client accounts. Readers should not assume that any investments in securities described were or will be profitable. There are no guarantees that investment objectives will be met. Investing entails risks, including possible loss of principal. Altrinsic may modify its investment approach and portfolio parameters, in the future, in a manner which it believes is consistent with its overall investment objective of long-term capital appreciation and reduced risk.

Past performance is not a guide to or otherwise indicative of future results. Any investment results and portfolio compositions are provided for illustrative purposes only and may not be indicative of the future investment results or portfolio composition of any account, investment or strategy managed by Altrinsic.

Disclosure of Risk Factors: An investment in any account, investment or strategy is speculative and involves a significant degree of risk, which each prospective investor must carefully consider. Returns generated from an investment in any account, investment or strategy may not adequately compensate investors for the business and financial risks assumed. An investor in any account, investment or strategy could lose all or a substantial amount of his or her investment. Before making an investment, prospective investors are advised to thoroughly and carefully review any disclosure documents with their financial, legal and tax advisors to determine whether and investment is suitable for them.

Additional Performance Disclosure – Use of Benchmarks: Benchmarks are provided for illustrative purposes only. Comparisons to benchmarks have limitations because benchmarks have volatility and other material characteristics that may differ from the accounts, investments or strategies managed by Altrinsic. Because of these differences, benchmarks should not be relied upon as an accurate measure of comparison.

This document is not intended for public use or distribution.

Copyright © 2022, Altrinsic and/or its affiliates. All rights reserved.